



24hr Emergency Repair Service

Whatever the problem or make of door, our professional engineers are on call 24hrs a day to assist you. Our dedicated staff will offer a speedy response to any call for assistance, an experienced engineer will repair or make secure any door and advise any further improvements or replacements that may be required.

FOR MORE INFORMATION CALL:

01698 376 444

LOWLAND ENSOR

Designed with your requirements in mind...

Our complete range of doors are expertly designed and competitively priced, without compromising quality.

ROLLER SHUTTERS & GRILLES

Low maintenance, security and a range of finishes makes this popular door a bestseller. Options now available include: perforated, punched matrix designs and insulated lath.

Our range of rolling and folding grilles in aluminium, plastic, steel or wood, will enhance as well as secure your bar, servery, precinct, shop or office.

SECTIONAL OVERHEAD DOORS

Aesthetically pleasing Insulated Overhead Doors are designed for today's energy conscious buildings. Available with a variety of glazing options from single viewing panel to totally glazed door.

HINGED STEEL DOORS

There is a steel hinged door to suit every application: security, general purpose, acoustic, glazed louvered and fire rated. Standard ironmongery or fitted with your choice of hardware.

HIGH SPEED RAPID ROLLERS

Another door for the energy conscious, a PVC secondary door which operates in under 2 metres per second, keeping valuable heat in.

Rubber doors are also popular, when it comes to energy saving these 'Crash' doors come in various combinations of rubber and PVC, in different thickness and strengths, to suit any pedestrian or vehicular traffic.

BARRIERS & GATES

We offer a complete range of mechanical/electrical gates and barrier systems. Our comprehensive range of upgrade packages are designed to suit a variety of different applications.

SERVICE

Our experienced staff are on hand to provide repair and maintenance support of our full product range, regardless of make or manufacturer.



RAPID ACTION DOORS

LOWLAND ENSOR

LOWLAND ENSOR DOORS LTD, 9 NETHERTON ROAD, WISHAW ML2 0EQ
Telephone: 01698 376 444 Fax: 01698 376 888 Email: sales@lowlandensor.co.uk

www.lowlandensor.co.uk



ENSOR GROUP

RAPID ACTION DOORS

LOWLAND ENSOR

General Information

Introduction

A continual problem in all factories and warehouses is loss of expensively generated heat through constantly opening doors, especially where there is heavy fork lift truck traffic. Open doors also create significant hygiene problems particularly in the food processing and packaging industries through the ingress of vermin, birds and insects.

Our range of Rapid Action Doors can provide the perfect solutions to these and other problems. There is a variety of door types available, the suitability of each being dependent on the location of the opening, see chart opposite.

Opening and closing speeds vary depending on the size of the door, however as an example, a traditional 4 meters high industrial door would take approximately 25 seconds to open and close, compared to 6 seconds with one of our Rapid Action Doors.

Safety

Safety is paramount and our Rapid Action Doors are fitted as standard with a presence detector - an infrared photocell that when a pedestrian or vehicle is detected, immediately opens the door and keeps it open as long as a potential safety issue exists.

In the event of power failure, each door has a manual override facility.

Self Repairing



Rapid Action Door curtains absorb impact without damage. The door is immediately operative after impact, without the need of external repair engineers. Patented concepts and technology

Automatic Activation Systems

We offer a range of automatic activation systems to suit most applications:



- Radio control via key fob or truck mounted transmitter
- Remote push button stations
- Induction loop detectors
- Radar motion sensors
- Pull cords
- Photo-electric cells
- Security key switch or card swipe systems
- Traffic lights or beacon warning systems

Curtain Options

Rapid Action Doors can be supplied with a variety of curtain options:

- 100% clear PVC with coloured safety stripe
- Solid curtains are available in either, or a combination of the following RAL colours: Corn Yellow (1003), Goosewing Grey (7042), Regatta Blue (5010), Poppy Red (3020), Forest Green (6028), Alert Orange (2004), Polar White (9016), Midnight Black (9017)
- Window panels or full width vision strips
- Emergency Exit: "T" shaped zippered cut
- Warning messages
- Company logos etc

All our doors conform to CE Directives.



Stainless steel option available for the food industry

Technical Information

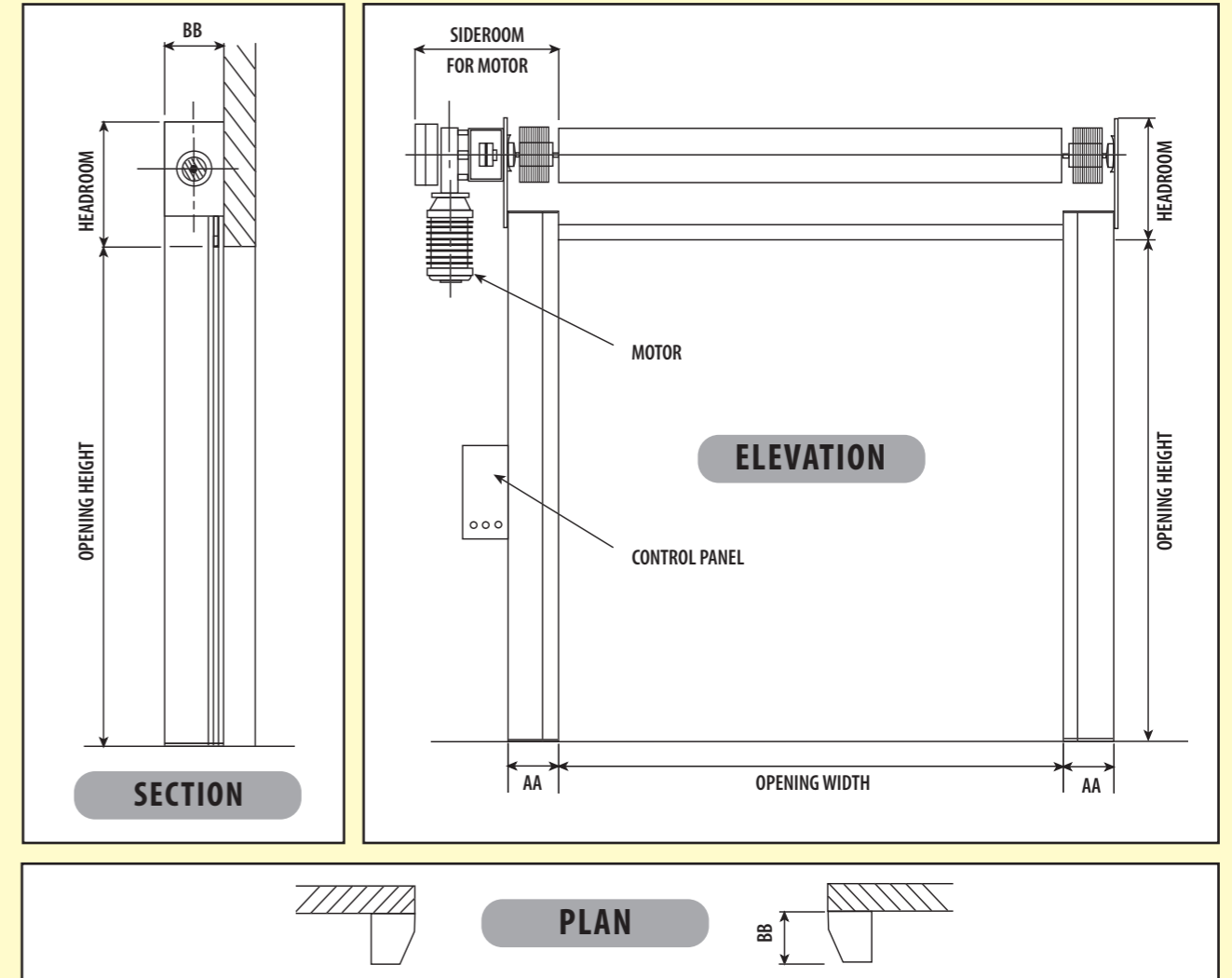


Table of door models, showing maximum sizes and clearance dimensions.

	Compact M2	All Weather M2	Power M2	Compact M3	All Weather M3	Power M3	D-121	D-311	D-313	Freezer -30C	Emergency Exit
Max. Width	5500	5500	5500	11000	8000	9000	4000	3500	3500	4500	5500
Max. Height	5500	5500	5500	5500	5500	5500	4000	3500	3500	4500	5500
Sideroom (AA)	150	150	150	150	150	150	70	65	65	150	150
Sideroom (BB)	540	540	540	680	680	680	255	225	325	550	620
Headroom	390	390	390	500	500	500	500	460	400	390	390

INTERNAL EXTERNAL BOTH NOTE: Any door sizes outside these parameters will be treated as a "Special" and may involve design changes.

Call now for a **FREE** Survey/Quotation on:

01698 376 444



At Lowland Ensor we have a policy of progressive design and we reserve the right to change or modify our products without alteration to this leaflet.

ENSOR GROUP