








Accessories

We also have a complete range of accessories to enhance your barrier or sliding gate. A full range of options are available.

						
INTERCOM	VIDEO	KEY SWITCH	DIGI KEY	RADIOS	LAMPS	PHOTOBEAM
One to one intercom with speech unit and handset power supply.	High quality monochrome video system. Electronic iris camera is mounted in a slimline case.	Tamper proof solution for controlling security access to doors, gates, car-parks, clubs etc.	Another tamper proof solution for controlling security access to doors.	A complete range of high quality remote controls available in mini and standard format with a range of up to 300m.	Distinctive range of flashing lamps, warning lights and parking signs are available.	A photocell safety device equipped with an automatic alignment system.

Designed with your requirements in mind...

Our complete range of doors are expertly designed and competitively priced, without compromising quality.

ROLLER SHUTTERS & GRILLES

Low maintenance, security and a range of finishes makes this popular door a bestseller. Options now available include: perforated, punched matrix designs and insulated lath.

Our range of rolling and folding grilles in aluminium, plastic, steel or wood, will enhance as well as secure your bar, servery, precinct, shop or office.

SECTIONAL OVERHEAD DOORS

Aesthetically pleasing Insulated Overhead Doors are designed for today's energy conscious buildings. Available with a variety of glazing options from single viewing panel to totally glazed door.

HINGED STEEL DOORS

There is a steel hinged door to suit every application: security, general purpose, acoustic, glazed louvered and fire rated. Standard ironmongery or fitted with your choice of hardware.

HIGH SPEED RAPID ROLLERS

Another door for the energy conscious, a PVC secondary door which operates in under 2 metres per second, keeping valuable heat in.

Rubber doors are also popular, when it comes to energy saving these 'Crash' doors come in various combinations of rubber and PVC, in different thickness and strengths, to suit any pedestrian or vehicular traffic.

BARRIERS & GATES

We offer a complete range of mechanical/electrical gates and barrier systems. Our comprehensive range of upgrade packages are designed to suit a variety of different applications.

SERVICE

Our experienced staff are on hand to provide repair and maintenance support of our full product range, regardless of make or manufacturer.

LOWLAND ENSOR



GATES, BARRIERS & OPERATORS

LOWLAND ENSOR

LOWLAND ENSOR DOORS LTD, 9 NETHERTON ROAD, WISHAW ML2 0EQ
Telephone: 01698 376 444 Fax: 01698 376 888 Email: barriers@lowlandensor.co.uk

www.lowlandensor.co.uk



ENSOR GROUP

GATES, BARRIERS & OPERATORS

LOWLAND ENSOR

Lowland Ensor Traffic Control Barriers

RAISING BARRIERS . . . FAST!

Standard

An electro-hydraulic barrier with beam length up to 4 metres, 70% duty cycle and operating speeds between 3.5 and 4.5 seconds. Where heavy, but not continuous traffic is experienced, the Standard can be fitted with a skirt for additional security.

Rapid

An electro-hydraulic barrier with beam length up to 5 metres, 100% duty cycle and operating speeds between 2 and 3 seconds. Fast and reliable - under 2 seconds for barriers up to 3 metres, the system remains versatile enough for all traffic volumes. In heavy traffic, the Rapid format enables uninterrupted flow by virtue of its self-regulating oil control. Rectangular or round profile beams are available for this unit.

Super Rapid

This super rapid electro-hydraulic barrier with beam length up to 3 metres, 100% duty cycle and an operating speed of 0.8 seconds.

Super Sized

An electro-hydraulic barrier with beam lengths from 4 to 7 metres, 100% duty cycle and operating speeds between 4 and 8 seconds. This range is ideal for heavy traffic management and larger commercial applications. Bottom skirt can be fitted up to 7metres length and, top and bottom skirts up to 5metres.

Super Sized Stainless

The same operating specifications as Super Sized but also has a stainless steel housing for increased corrosion resistance.



Lowland Ensor Swing Gate Operators

RELIABLE, SAFE & SECURE

Swing gates are designed to provide powerful performance and reliability together with the highest level of safety and security. All systems include both anti-crushing and automatic locking features.

Industrial

Hydraulic operator, ideal for heavy traffic applications. For gates up to 7m width per leaf.

Light Industrial

Hydraulic operator, ideal for moderate traffic, suitable for residential and commercial applications. For gates up to 1.2m - 3m width per leaf.

Residential

Hydraulic operator, ideal for residential applications. For gates up to 1.8m width per leaf.


Electro Mechanical Residential

Electro mechanical operator, ideal for residential applications. For gates up to 3m width per leaf.



Lowland Ensor Underground Series

FOR DISCREET AUTOMATION



Designed specifically for discreet automation, operators are installed underground to reduce visual impact. Each system has a foundation box acting as the bottom hinge of the gate and allowing automation to be installed.

Hydraulic Underground

Underground pump unit with remote hydraulic pump. For gates up to 3.5m width per leaf and a maximum weight of 800kgs.

Electro Mechanical Underground

Electro Mechanical Underground operator. For gates up to 2.5m width per leaf and a maximum weight of 500kgs.

Lowland Ensor Sliding Operators

RELIABLE & EASY TO USE

The sliding gate operator series is designed to combine long term reliability together with ease of use. Features across the ranges include: obstruction sensors, power failure over-ride and automatic locking functions.

Light

For gates up to 300kgs and 10m in length.

Medium

For gates up to 400kgs and up to 50m in length.

Heavy

For gates up to 1800kgs and 10m in length.

Super Heavy

For gates up to 3500kgs and up to 35m in length.



Call now for a **FREE** Survey/Quotation on:

01698 376 444



ENSOR GROUP

At Lowland Ensor we have a policy of progressive design and we reserve the right to change or modify our products without alteration to this leaflet.